



Setai Resort and Residences

101 20th St
Miami Beach, FL 33139

Every month we compile this comprehensive market report focus on Setai Resort and Residences in this convenient and easy to read format. Our datas comes from more than six different sources including MLS Associations, County Offices and Financial Institutions. Get this report for free every month on our website setaicondosforsale.com.

Property Stats

POSTAL CODE 33139

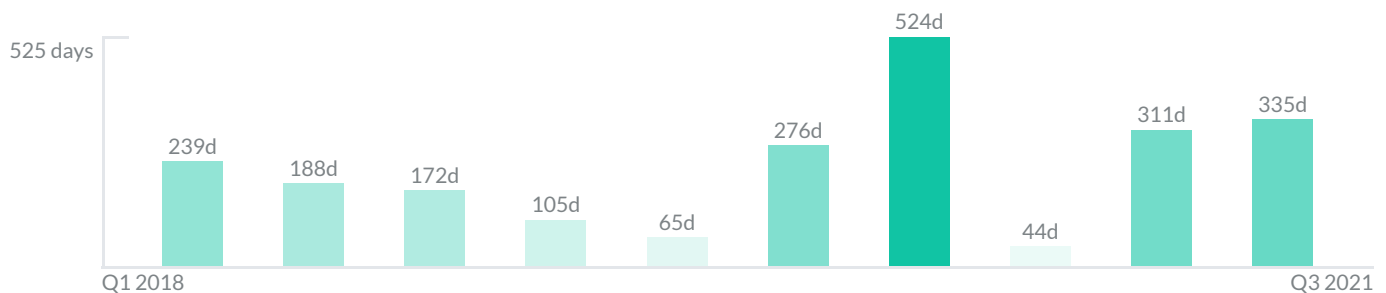
The property stats graph represents the median price evolution since ten years in your postal code area.



Similar Properties

DAYS ON THE MARKET

Everyday 3 months we monitor how many days it takes for similar properties to be sold. This is also a good indicator to know when to buy or sale!



Mortgage Rates

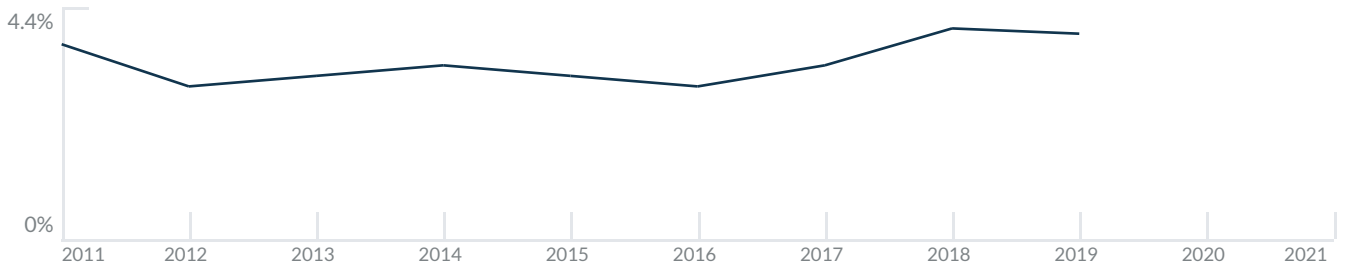
PER YEAR

Understanding mortgage economics is important when you want to buy with a loan. Below is the historical yearly average mortgage rates in the Unites States retrieved from Freddie Mac©

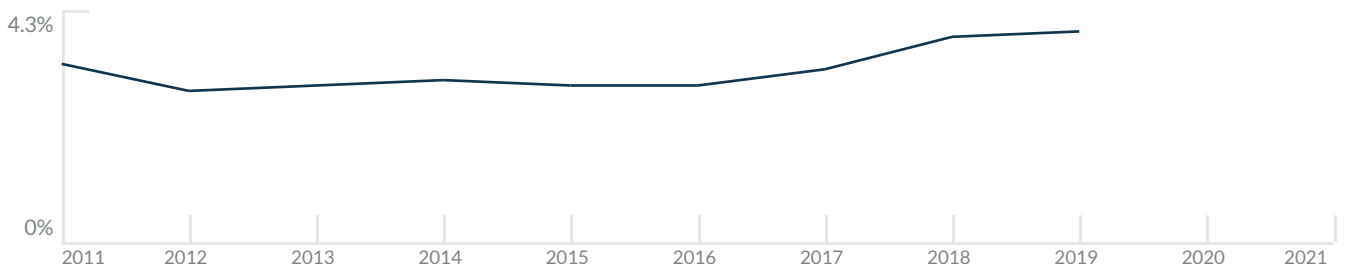
30 YEARS FIXED 4.4%



15 YEARS FIXED 3.9%



5/1-YEAR ADJUSTABLE 3.9%



Schools

CLOSEST

Having good schools nearby is important if you have kids or plan to rent or sell your home. Ratings are retrieved from the leading independent and nonprofit GreatSchools©

ELEMENTARY SCHOOL	MIDDLE SCHOOL	HIGH SCHOOL
School For Advanced Studies in Math	De Hostos Youth Leadership Charter School	Artistic Culture Senior High School
10/10	1/10	10/10

Insights

IN SETAI RESORT AND RESIDENCES







Below the average listing prices of available unit per property type.



Activity

SOLD OR RENTED

Below the latest transactions reported by the local MLS Association for Setai Resort and Residences

 <p>\$20,500</p> <p>UNIT 3002</p> <p>RENTED SEP 2021</p> <p>2 Bath 2 Bed</p>	 <p>\$22,500</p> <p>UNIT 2008</p> <p>RENTED SEP 2021</p> <p>2 Bath 2 Bed</p>	 <p>\$15,000</p> <p>UNIT 2104</p> <p>RENTED SEP 2021</p> <p>2 Bath 2 Bed</p>
 <p>\$12,900,000</p> <p>UNIT TH-A</p> <p>SOLD AUG 2021</p> <p>4 Bath 4 Bed</p>	 <p>\$4,500,000</p> <p>UNIT 3208</p> <p>SOLD JUL 2021</p> <p>2 Bath 2 Bed</p>	 <p>\$2,888,000</p> <p>UNIT 2404</p> <p>SOLD JUN 2021</p> <p>2 Bath 2 Bed</p>

Sold

LAST 20 PROPERTIES SOLD IN SETAI RESORT AND RESIDENCES

Unit	Price	Beds/Baths	\$/Sqft	Sqft	Buying Date	Days on Market
TH-A	\$12,900,000	4/4	\$3,556.7	3,627	Aug 2021	39
3208	\$4,500,000	2/2	\$3,943.9	1,141	Jul 2021	631
2404	\$2,888,000	2/2	\$2,531.1	1,141	Jun 2021	108
3804	\$2,475,000	2/2	\$2,169.1	1,141	May 2021	13
2107	\$2,690,000	2/2	\$2,103.2	1,279	Apr 2021	1333
2508	\$4,250,000	2/2	N/A	N/A	Apr 2021	100
2206	\$3,350,000	2/2	N/A	N/A	Apr 2021	1
2406	\$2,985,000	2/2	\$2,268.2	1,316	Feb 2021	63
2506	\$2,825,000	2/2	\$2,146.7	1,316	Jan 2021	24
1705	\$1,999,000	1/2	\$2,434.8	821	Nov 2020	765
3603	\$4,650,000	3/3	\$2,928.2	1,588	Oct 2020	283
3703	\$5,999,000	3/3	\$3,777.7	1,588	Jul 2020	276
2806	\$3,300,000	2/2	\$2,507.6	1,316	Apr 2020	83
2801	\$3,200,000	2/2	\$2,671.1	1,198	Apr 2020	46
2401	\$2,595,000	2/2	\$2,166.1	1,198	Dec 2019	105
2007	\$4,500,000	2/2	\$3,518.4	1,279	Sep 2018	172
2204	\$2,395,000	2/2	\$2,099.0	1,141	Jun 2018	66
PH-VC	\$11,000,000	3/3	\$3,080.4	3,571	May 2018	341
PH-VC	\$11,000,000	3/4	\$3,080.4	3,571	May 2018	341
2704	\$2,750,000	2/2	\$2,410.2	1,141	May 2018	132

Rented

LAST 20 PROPERTIES RENTED IN SETAI RESORT AND RESIDENCES

Unit	Price	Beds/Baths	\$/Sqft	Sqft	Rented Date	Days on Market
3002	\$20,500	2/2	\$16.9	1,213	Sep 2021	464
2008	\$22,500	2/2	\$18.1	1,242	Sep 2021	67
2104	\$15,000	2/2	\$12.9	1,162	Sep 2021	351
1703	\$12,000	1/2	\$15.6	767	Apr 2021	69
3504	\$17,500	2/2	\$15.3	1,141	Dec 2020	43
3501	\$40,000	4/4	\$16.6	2,411	Nov 2020	189
3208	\$25,000	2/2	\$21.9	1,141	Nov 2020	82
2107	\$14,950	2/2	\$11.7	1,279	Oct 2020	246
1703	\$10,000	1/2	\$13.0	767	Jun 2020	103
2603	\$10,000	1/11	\$13.0	767	Nov 2019	508
3002	\$13,800	2/2	\$10.1	1,370	Nov 2019	434
2706	\$12,950	2/2	\$9.8	1,316	Sep 2019	241
2605	\$11,500	1/2	\$14.0	821	May 2019	80
3709	\$30,000	3/3	\$11.9	2,521	May 2019	73
2107	\$18,900	2/2	\$14.8	1,279	Apr 2019	456
3709	\$30,000	3/3	\$11.9	2,521	Jan 2019	176
3606	\$30,000	2/2	\$22.8	1,316	Nov 2018	N/A
1705	\$11,000	1/2	\$13.4	821	Oct 2018	41
3706	\$17,500	2/2	\$13.3	1,316	Oct 2018	257
3601	\$35,000	4/4	\$9.9	3,552	Oct 2018	57

Currently Listed

ACTIVE LISTINGS 1/1

Unit	Price	Beds/Baths	\$/Sqft	Sqft	Listing Date	Owner
1803	\$2,150,000	1/2	\$2,803.1	767	Sep 2021	N/A
1808	\$6,000,000	3/4	\$2,312.1	2595	Sep 2021	RONALD M G...
2104	\$2,295,000	2/2	\$1,975.0	1162	Sep 2021	N/A
2304	\$2,390,000	2/2	\$2,094.7	1141	Sep 2021	SAS FINANCIE...
2308	\$7,895,000	3/4	\$3,086.4	2558	Sep 2021	N/A
2706	\$20,000/mth	2/3	\$15.2	1316	Sep 2021	JOHN C ABBO...
2802/...	\$19,000/mth	3/4	\$8.1	2354	Sep 2021	IKHTIYAR AK...
3004	\$2,600,000	2/2	\$2,278.7	1141	Sep 2021	ASHA PABLA
3108	\$25,000/mth	2/2	\$21.9	1141	Sep 2021	PLEASANT PL...
3202	\$13,000/mth	2/2	\$10.7	1213	Sep 2021	IKHTIYAR AK...
3601	\$11,350,000	4/4	\$3,195.4	3552	Sep 2021	INTER OIL MA...