



Setai Resort and Residences

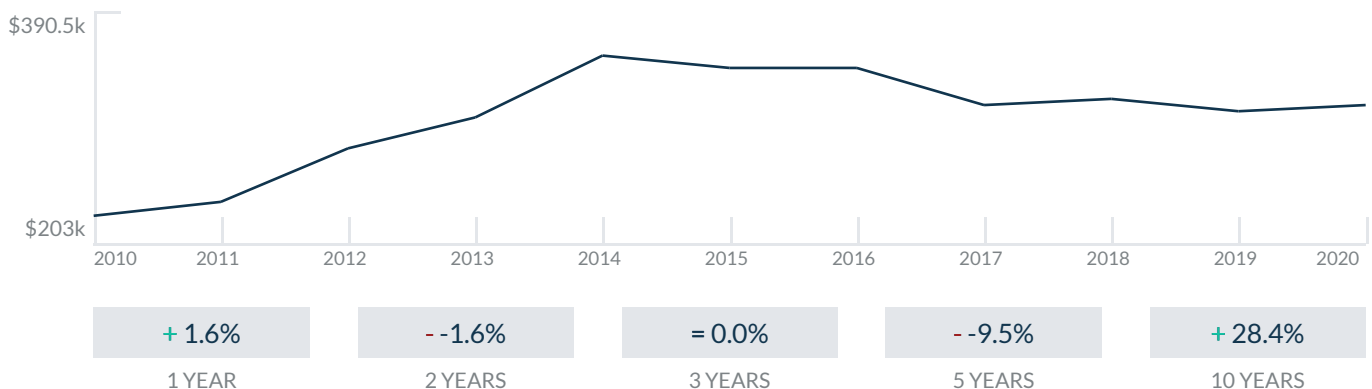
101 20th St
Miami Beach, FL 33139

Every month we compile this comprehensive market report focus on Setai Resort and Residences in this convenient and easy to read format. Our datas comes from more than six different sources including MLS Associations, County Offices and Financial Institutions. Get this report for free every month on our website setaicondosforsale.com.

Property Stats

POSTAL CODE 33139

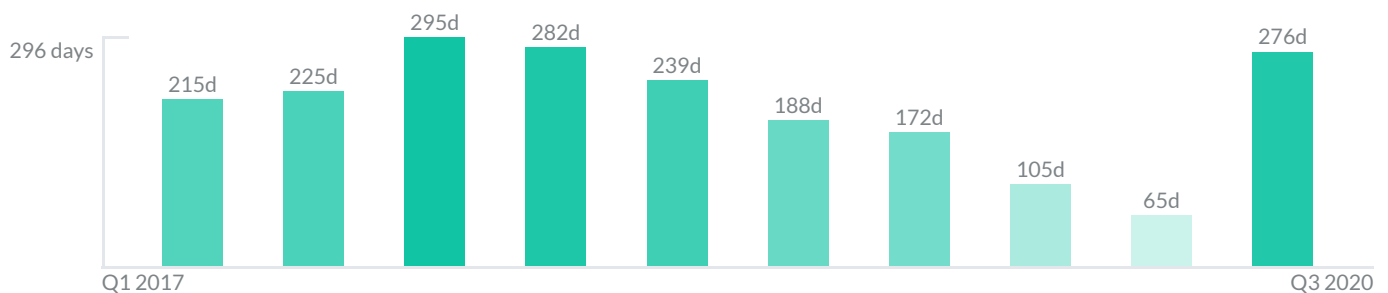
The property stats graph represents the median price evolution since ten years in your postal code area.



Similar Properties

DAYS ON THE MARKET

Everyday 3 months we monitor how many days it takes for similar properties to be sold. This is also a good indicator to know when to buy or sale!



Mortgage Rates

PER YEAR

Understanding mortgage economics is important when you want to buy with a loan. Below is the historical yearly average mortgage rates in the Unites States retrieved from Freddie Mac©

30 YEARS FIXED 4.4%



15 YEARS FIXED 3.9%



5/1-YEAR ADJUSTABLE 3.9%



Schools

CLOSEST

Having good schools nearby is important if you have kids or plan to rent or sell your home. Ratings are retrieved from the leading independent and nonprofit GreatSchools©

School Name	Rating
School For Advanced Studies	10/10
De Hostos Youth Leadership Charter School	1/10
Artistic Culture Senior High School	10/10

Insights

IN SETAI RESORT AND RESIDENCES

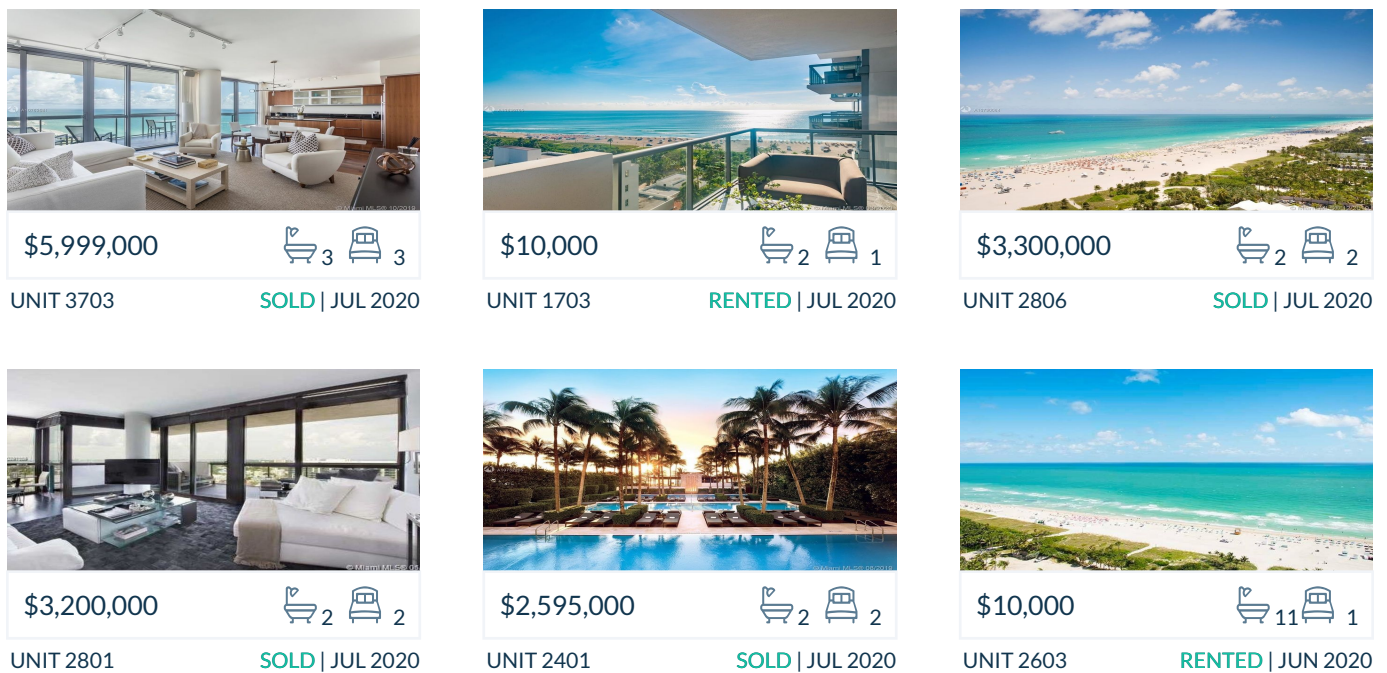
Below the average listing prices of available unit per property type.



Activity

SOLD OR RENTED

Below the latest transactions reported by the local MLS Association for Setai Resort and Residences



Sold

LAST 20 PROPERTIES SOLD IN SETAI RESORT AND RESIDENCES

Unit	Price	Beds/Baths	\$/Sqft	Sqft	Buying Date	Days on Market
3703	\$5,999,000	3/3	\$3,777.7	1,588	Jul 2020	276
2806	\$3,300,000	2/2	\$2,507.6	1,316	Apr 2020	83
2801	\$3,200,000	2/2	\$2,671.1	1,198	Apr 2020	46
2401	\$2,595,000	2/2	\$2,166.1	1,198	Dec 2019	105
2007	\$4,500,000	2/2	\$3,518.4	1,279	Sep 2018	172
2204	\$2,395,000	2/2	\$2,099.0	1,141	Jun 2018	66
PH-VC	\$11,000,000	3/3	\$3,080.4	3,571	May 2018	341
PH-VC	\$11,000,000	3/4	\$3,080.4	3,571	May 2018	341
2704	\$2,750,000	2/2	\$2,410.2	1,141	May 2018	132
2201	\$2,850,000	2/2	\$2,379.0	1,198	Apr 2018	62
2606	\$3,500,000	2/2	\$2,659.6	1,316	Mar 2018	12
2004	\$2,495,000	2/2	\$2,147.2	1,162	Mar 2018	352
2004	\$2,495,000	2/2	\$2,147.2	1,162	Mar 2018	352
1801	\$2,250,000	2/2	\$1,878.1	1,198	Oct 2017	282
3302	\$2,800,000	2/2	\$2,308.3	1,213	Sep 2017	206
3302	\$2,800,000	2/2	\$2,308.3	1,213	Sep 2017	206
1905	\$1,675,000	1/1	\$2,040.2	821	Jul 2017	383
1905	\$1,675,000	1/2	\$2,040.2	821	Jul 2017	383
2104	\$2,299,000	2/2	\$1,978.5	1,162	Jun 2017	618
2503	\$1,650,000	1/1	\$2,151.2	767	Jun 2017	47

Rented

LAST 20 PROPERTIES RENTED IN SETAI RESORT AND RESIDENCES

Unit	Price	Beds/Baths	\$/Sqft	Sqft	Rented Date	Days on Market
1703	\$10,000	1/2	\$13.0	767	Jun 2020	103
2603	\$10,000	1/11	\$13.0	767	Nov 2019	508
3002	\$13,800	2/2	\$10.1	1,370	Nov 2019	434
2706	\$12,950	2/2	\$9.8	1,316	Sep 2019	241
2605	\$11,500	1/2	\$14.0	821	May 2019	80
3709	\$30,000	3/3	\$11.9	2,521	May 2019	73
2107	\$18,900	2/2	\$14.8	1,279	Apr 2019	456
3709	\$30,000	3/3	\$11.9	2,521	Jan 2019	176
3606	\$30,000	2/2	\$22.8	1,316	Nov 2018	N/A
1705	\$11,000	1/2	\$13.4	821	Oct 2018	41
3706	\$17,500	2/2	\$13.3	1,316	Oct 2018	257
3601	\$35,000	4/4	\$9.9	3,552	Oct 2018	57
2206	\$15,500	2/2	\$11.8	1,316	Jul 2018	1002
2206	\$15,500	2/2	\$11.8	1,316	Jul 2018	1002
3002	\$13,500	2/2	\$11.1	1,213	Jun 2018	49
2404	\$13,500	2/2	\$11.8	1,141	Apr 2018	236
2706	\$15,950	2/2	\$12.1	1,316	Apr 2018	74
3501	\$30,000	4/4	\$12.4	2,411	Dec 2017	390
2204	\$15,500	2/2	\$11.6	1,340	Nov 2017	95
2605	\$11,000	1/1	\$13.4	821	Jul 2017	35

Currently Listed

ACTIVE LISTINGS 1/2

Unit	Price	Beds/Baths	\$/Sqft	Sqft	Listing Date	Owner
PH-C	\$27,500/mth	2/2	\$20.9	1316	Aug 2020	AMERICAN L...
TH C	\$2,995,000	2/2	\$1,913.7	1565	Aug 2020	JOHN BARMAN
TH A	\$12,900,000	4/4	\$3,556.7	3627	Aug 2020	DOUGLAS CH...
1705	\$8,500/mth	1/2	\$10.4	821	Aug 2020	N/A
1706	\$18,500/mth	2/2	\$14.1	1316	Jul 2020	ARTI MEDIA H...
1706	\$3,195,000	2/2	\$2,427.8	1316	Aug 2020	ARTI MEDIA H...
2006	\$3,150,000	2/2	\$2,393.6	1316	Aug 2020	RAM K SHRIV...
2008	\$22,500/mth	2/2	\$18.1	1242	Jul 2020	N/A
2102	\$2,400,000	2/2	\$2,070.8	1159	Jul 2020	CHARLES T CL...
2102	\$16,000/mth	2/2	\$13.8	1159	Aug 2020	CHARLES T CL...
2104	\$2,399,000	2/2	\$2,064.5	1162	Aug 2020	N/A
2106	\$3,225,000	2/2	\$2,450.6	1316	Jul 2020	MICHAEL STA...
2107	\$14,950/mth	2/2	\$11.7	1279	Jul 2020	ARKADIY PER...
2206	\$15,500/mth	2/2	\$11.8	1316	Jul 2020	N/A
2208	\$20,000/mth	2/2	\$15.6	1279	Aug 2020	N/A
2404	\$2,498,000	2/2	\$2,189.3	1141	Jul 2020	KOHHANN YEE
2404	\$13,800/mth	2/2	\$12.1	1141	Jul 2020	KOHHANN YEE
2508	\$4,500,000	2/2	\$3,943.9	1141	Jun 2020	N/A
2601	\$20,000/mth	2/2	\$16.7	1198	Jul 2020	N/A
2603	\$7,499/mth	1/2	\$9.8	767	Jul 2020	CARL S ROSE...

Currently Listed

ACTIVE LISTINGS 2/2

Unit	Price	Beds/Baths	\$/Sqft	Sqft	Listing Date	Owner
2604	\$12,995/mth	2/2	\$11.4	1141	Jul 2020	JOSEPH TESE...
2707	\$20,000/mth	2/2	\$15.6	1279	Aug 2020	SETAI MIAMI...
2802/...	\$19,000/mth	3/4	\$8.1	2354	Jul 2020	IKHTIYAR AK...
3002	\$3,100,000	2/2	N/A	N/A	Jul 2020	ALBERT N BR...
3104	\$2,300,000	2/2	\$2,015.8	1141	Aug 2020	ROD FELDMA...
3106	\$3,600,000	2/2	\$2,735.6	1316	Jul 2020	PLEASANT PL...
3202	\$13,000/mth	2/2	\$10.7	1213	Jul 2020	IKHTIYAR AK...
3204	\$30,000/mth	2/2	\$26.3	1141	Jul 2020	GERTRAUDE E...
3208	\$25,000/mth	2/2	\$21.9	1141	Jun 2020	MATTHEW B...
3501	\$35,000/mth	4/4	\$14.5	2411	Aug 2020	N/A
3501	\$8,600,000	4/4	\$3,567.0	2411	Aug 2020	N/A
3603	\$5,900,000	3/3	\$3,715.4	1588	Aug 2020	AGI PROPERT...
3606	\$3,600,000	2/2	\$2,735.6	1316	Aug 2020	AGI PROPERT...