



Setai Resort and Residences

101 20th St
Miami Beach, FL 33139

Every month we compile this comprehensive market report focus on Setai Resort and Residences in this convenient and easy to read format. Our datas comes from more than six different sources including MLS Associations, County Offices and Financial Institutions. Get this report for free every month on our website setaicondosforsale.com.

Property Stats

POSTAL CODE 33139

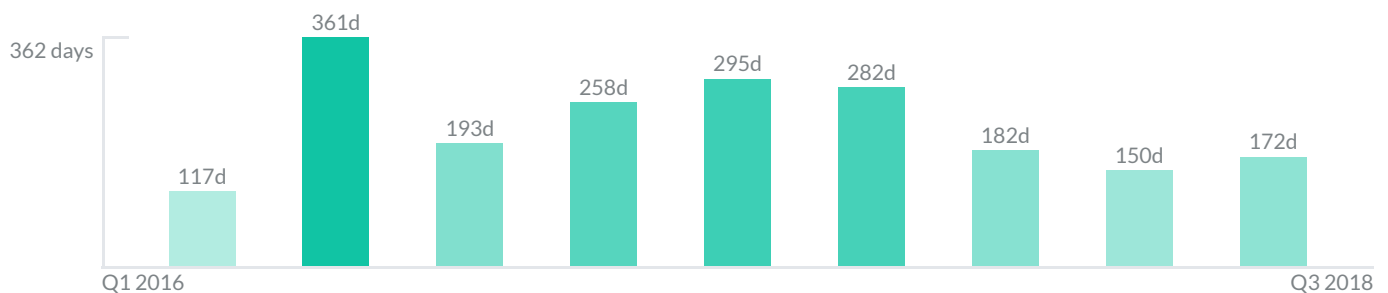
The property stats graph represents the median price evolution since ten years in your postal code area.



Similar Properties

DAYS ON THE MARKET

Everyday 3 months we monitor how many days it takes for similar properties to be sold. This is also a good indicator to know when to buy or sale!



Mortgage Rates

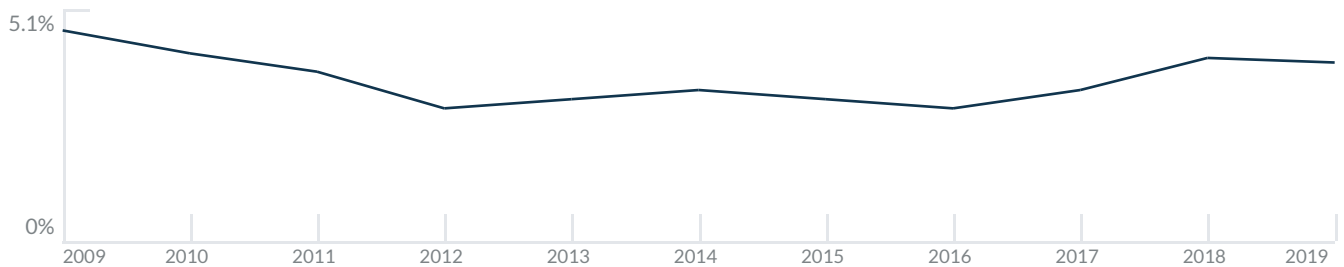
PER YEAR

Understanding mortgage economics is important when you want to buy with a loan. Below is the historical yearly average mortgage rates in the Unites States retrieved from Freddie Mac©

30 YEARS FIXED 4.4%



15 YEARS FIXED 3.9%



5/1-YEAR ADJUSTABLE 3.9%



Schools

CLOSEST

Having good schools nearby is important if you have kids or plan to rent or sell your home. Ratings are retrieved from the leading independent and nonprofit GreatSchools©

ELEMENTARY SCHOOL	MIDDLE SCHOOL	HIGH SCHOOL
School For Advanced Studies in Music	De Hostos Youth Leadership Charter School	Artistic Culture Senior High School
10/10	1/10	10/10

Insights

IN SETAI RESORT AND RESIDENCES

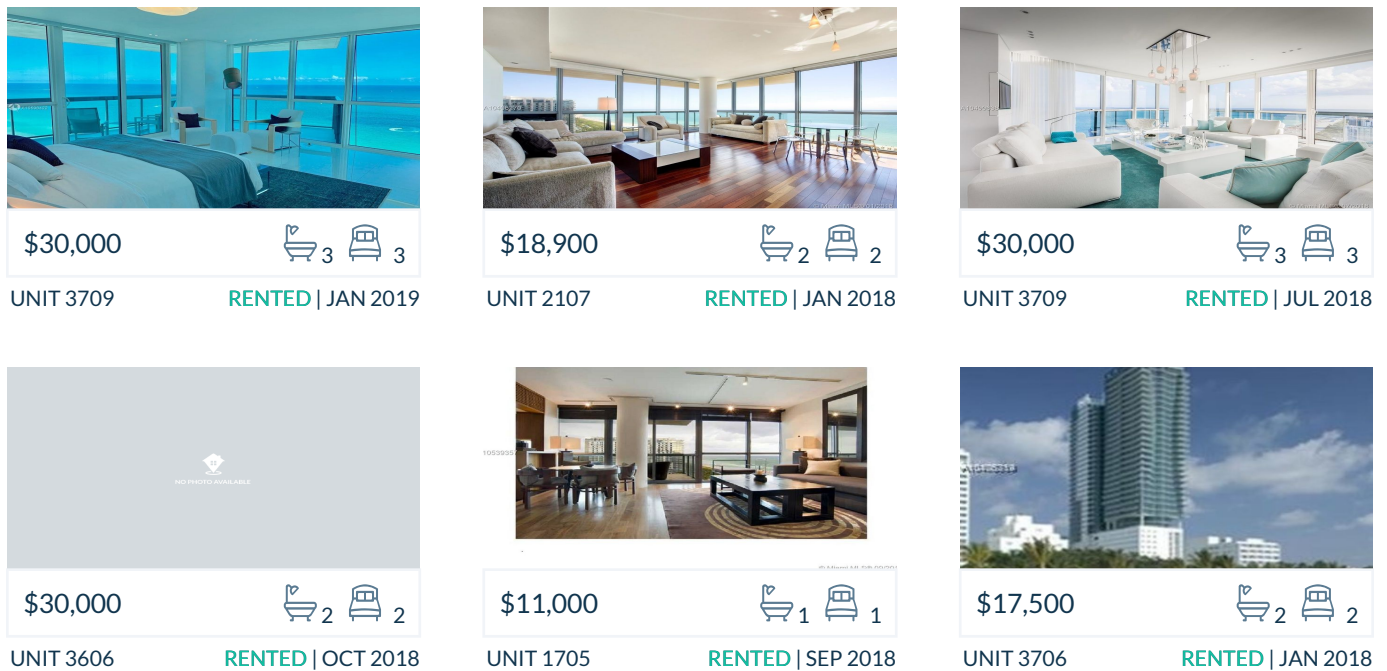
Below the average listing prices of available unit per property type.



Activity

SOLD OR RENTED

Below the latest transactions reported by the local MLS Association for Setai Resort and Residences



Sold

LAST 20 PROPERTIES SOLD IN SETAI RESORT AND RESIDENCES

Unit	Price	Beds/Baths	\$/Sqft	Sqft	Buying Date	Days on Market
2007	\$4,500,000	2/2	\$3,518.4	1,279	Sep 2018	172
2204	\$2,395,000	2/2	\$2,099.0	1,141	Jun 2018	66
PH-VC	\$11,000,000	3/3	\$3,080.4	3,571	May 2018	341
2704	\$2,750,000	2/2	\$2,410.2	1,141	May 2018	132
2201	\$2,850,000	2/2	\$2,379.0	1,198	Apr 2018	62
2606	\$3,500,000	2/2	\$2,659.6	1,316	Mar 2018	12
2004	\$2,495,000	2/2	\$2,147.2	1,162	Mar 2018	352
1801	\$2,250,000	2/2	\$1,878.1	1,198	Oct 2017	282
3302	\$2,800,000	2/2	\$2,308.3	1,213	Sep 2017	206
1905	\$1,675,000	1/1	\$2,040.2	821	Jul 2017	383
2104	\$2,299,000	2/2	\$1,978.5	1,162	Jun 2017	618
2503	\$1,650,000	1/1	\$2,151.2	767	Jun 2017	47
2802	\$6,895,000	3/3	\$2,929.1	2,354	Jun 2017	425
3205	\$2,200,000	1/1	\$2,679.7	821	Jun 2017	31
3006	\$3,800,000	2/2	\$2,887.5	1,316	May 2017	340
2003	\$1,790,000	1/1	\$2,333.8	767	Apr 2017	84
2304	\$2,799,000	2/2	\$2,453.1	1,141	Mar 2017	81
3809	\$9,900,000	3/3	\$3,927.0	2,521	Feb 2017	267
2506	\$4,200,000	2/2	\$3,191.5	1,316	Jan 2017	230
2106	\$3,649,000	2/2	\$2,681.1	1,361	Nov 2016	482

Rented

LAST 20 PROPERTIES RENTED IN SETAI RESORT AND RESIDENCES

Unit	Price	Beds/Baths	\$/Sqft	Sqft	Rented Date	Days on Market
2107	\$18,900	2/2	\$14.8	1,279	Apr 2019	456
3709	\$30,000	3/3	\$11.9	2,521	Jan 2019	176
3606	\$30,000	2/2	\$22.8	1,316	Nov 2018	N/A
1705	\$11,000	1/1	\$13.4	821	Oct 2018	41
3706	\$17,500	2/2	\$13.3	1,316	Oct 2018	257
3601	\$35,000	4/4	\$9.9	3,552	Oct 2018	57
2206	\$15,500	2/2	\$11.8	1,316	Jul 2018	1002
3002	\$13,500	2/2	\$11.1	1,213	Jun 2018	49
2404	\$13,500	2/2	\$11.8	1,141	Apr 2018	236
2706	\$15,950	2/2	\$12.1	1,316	Apr 2018	74
3501	\$30,000	4/4	\$12.4	2,411	Dec 2017	390
2204	\$15,500	2/2	\$11.6	1,340	Nov 2017	95
2605	\$11,000	1/1	\$13.4	821	Jul 2017	35
3002	\$13,500	2/2	\$11.1	1,213	Jun 2017	82
2008	\$22,500	2/2	\$18.1	1,242	May 2017	3
2706	\$15,950	2/2	\$12.1	1,316	Apr 2017	68
2902	\$16,000	2/2	\$13.2	1,213	Jan 2017	138
3706	\$25,000	2/2	\$19.0	1,316	Jan 2017	54
1705	\$11,000	1/1	\$13.4	821	Nov 2016	223
3001	\$20,000	2/2	\$16.7	1,198	Nov 2016	707

Currently Listed

ACTIVE LISTINGS 1/3

Unit	Price	Beds/Baths	\$/Sqft	Sqft	Listing Date	Owner
N/A	\$17,000/mth	2/2	\$14.9	1141	Jul 2014	SETAI 3804 O...
N/A	\$15,000/mth	2/2	\$12.5	1198	Oct 2015	TYNESIDE PR...
THE	\$3,775,000	2/2	\$2,412.1	1565	Nov 2017	MARCUS R R...
TH-A	\$12,995,000	4/4	\$3,582.9	3627	Feb 2019	N/A
TH C	\$15,000/mth	2/2	\$9.6	1565	Mar 2019	N/A
1705	\$1,999,000	1/1	\$2,434.8	821	Aug 2018	N/A
1706	\$2,895,000	2/2	\$2,199.8	1316	Feb 2017	ARTI MEDIA H...
1706	\$30,000/mth	2/2	\$22.8	1316	Dec 2017	ARTI MEDIA H...
1902	\$15,000/mth	2/2	\$11.3	1331	Dec 2015	N/A
1907	\$4,000,000	2/2	\$3,127.4	1279	Jan 2019	N/A
2002	\$2,890,000	2/2	\$2,171.3	1331	Nov 2016	N/A
2102	\$16,000/mth	2/2	\$13.8	1159	Mar 2017	CHARLES T CL...
2104	\$17,000/mth	2/2	\$14.6	1162	Feb 2018	N/A
2107	\$3,490,000	2/2	\$2,728.7	1279	Apr 2017	ARKADIY PER...
2108	\$35,000/mth	2/2	\$28.2	1242	May 2015	BK FAMILY AS...
2208	\$25,000/mth	2/2	\$19.5	1279	Jul 2014	N/A
2301	\$20,000/mth	2/2	\$16.7	1198	Sep 2016	RICCARDO C...
2302	\$15,000/mth	2/2	\$12.4	1213	Mar 2014	N/A
2302	\$3,050,000	2/2	\$2,514.4	1213	Apr 2018	N/A
2308	\$8,050,000	3/3	\$3,147.0	2558	Oct 2018	N/A

Currently Listed

ACTIVE LISTINGS 2/3

Unit	Price	Beds/Baths	\$/Sqft	Sqft	Listing Date	Owner
2402	\$13,500/mth	2/2	\$11.1	1213	Aug 2016	N/A
2404	\$2,498,000	2/2	\$2,189.3	1141	Nov 2018	N/A
2404	\$15,000/mth	2/2	\$13.1	1141	Feb 2019	N/A
2404	\$2,498,000	2/2	\$2,189.3	1141	May 2019	N/A
2506	\$3,500,000	2/2	\$2,659.6	1316	Nov 2018	N/A
2601	\$20,000/mth	2/2	\$16.7	1198	Jun 2017	N/A
2603	\$10,000/mth	1/1	\$13.0	767	Oct 2015	CARL S ROSE...
2605	\$11,500/mth	1/1	\$14.0	821	Feb 2019	N/A
2606	\$18,000/mth	2/2	\$13.7	1316	Jul 2018	N/A
2705	\$2,199,000	1/1	\$2,678.4	821	Nov 2018	N/A
2706	\$14,950/mth	2/2	\$11.4	1316	Jan 2019	N/A
2707	\$53,000/mth	2/2	\$41.4	1279	Nov 2018	N/A
2801	\$17,500/mth	2/2	\$14.6	1198	Jun 2017	N/A
2806	\$30,000/mth	2/2	\$22.8	1316	Sep 2016	N/A
3002	\$3,100,000	2/2	\$2,262.8	1370	Nov 2016	ALBERT N BR...
3002	\$15,000/mth	2/2	\$10.9	1370	Aug 2018	ALBERT N BR...
3004	\$2,850,000	2/2	\$2,497.8	1141	Dec 2016	N/A
3202	\$14,000/mth	2/2	\$11.5	1213	Dec 2018	N/A
3204	\$30,000/mth	2/2	\$26.3	1141	Jun 2016	GERTRAUDE E...
3208	\$25,000/mth	2/2	\$21.9	1141	Feb 2017	N/A

Currently Listed

ACTIVE LISTINGS 3/3

Unit	Price	Beds/Baths	\$/Sqft	Sqft	Listing Date	Owner
3603	\$45,000/mth	3/3	\$28.3	1588	Sep 2016	AGI PROPERT...
3804	\$2,798,888	2/2	\$2,453.0	1141	May 2018	SETAI 3804 O...